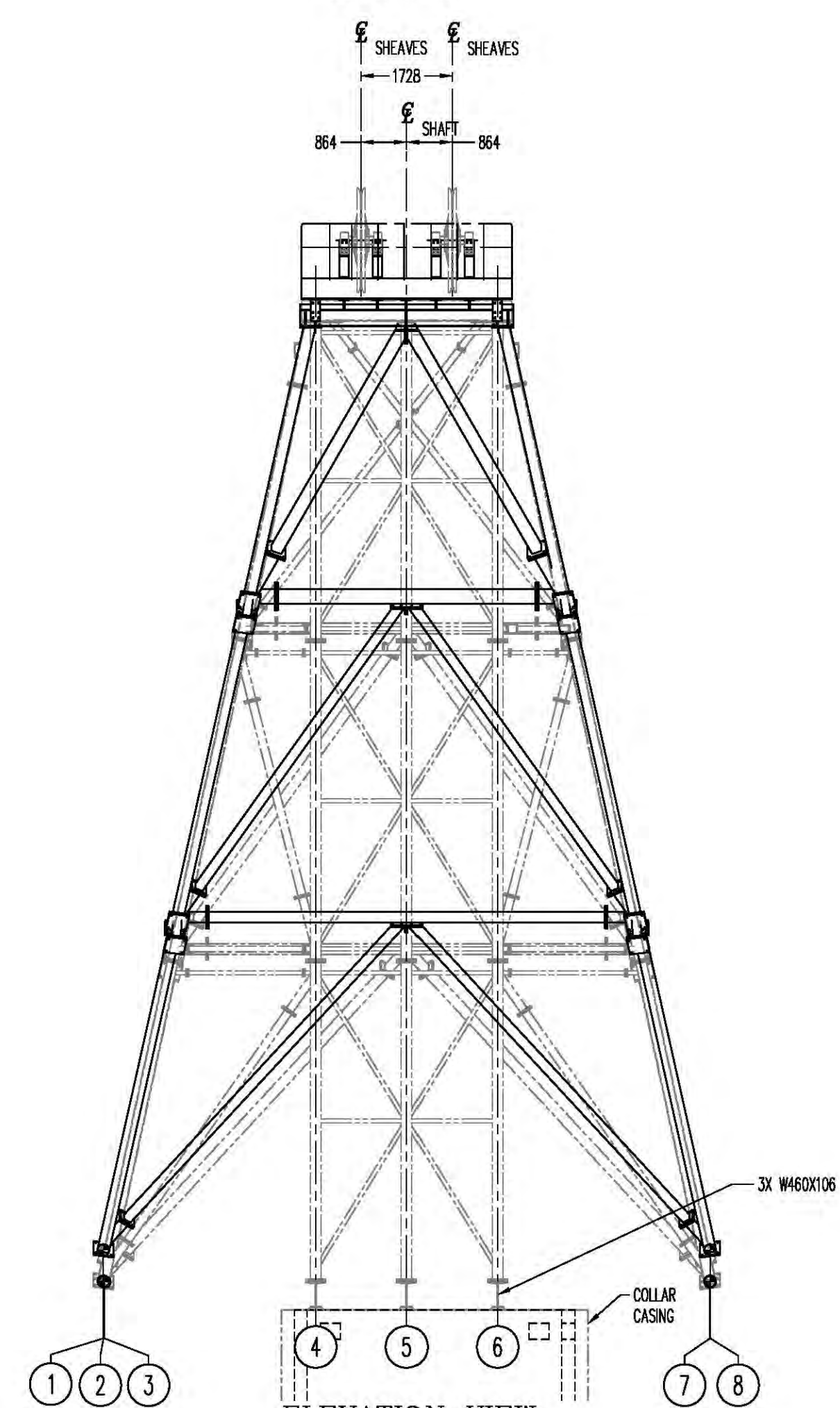



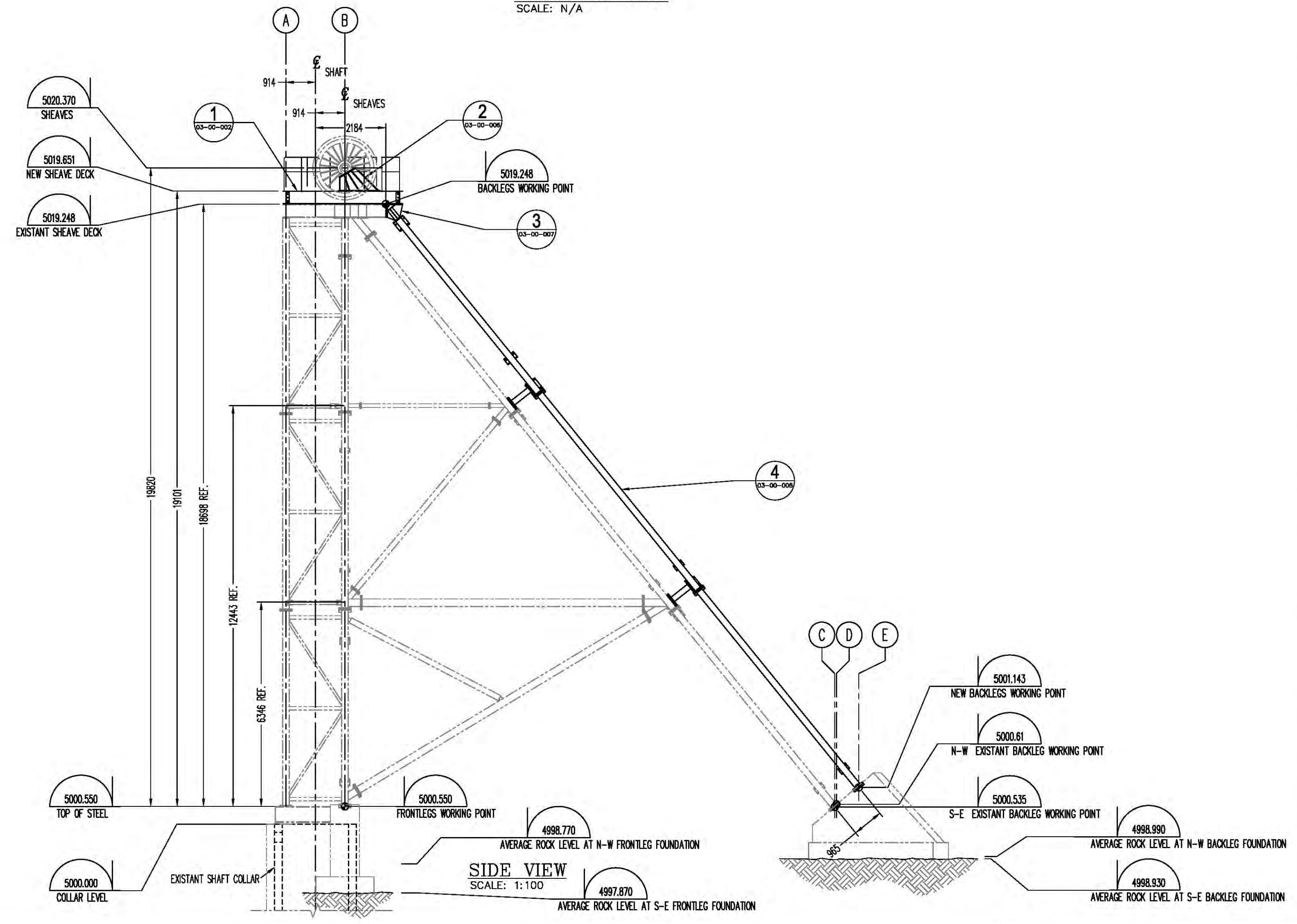
PLAN VIEW
SCALE: 1:100



ELEVATION VIEW
SCALE: 1:100



ISOMETRIC VIEW
SCALE: N/A



SIDE VIEW
SCALE: 1:100

**NE PAS UTILISER
POUR CONSTRUCTION**
(NOT FOR CONSTRUCTION)

| REV. | DATE | DESCRIPTION | PAR | APP. | CLIENT |
|------|------------|-----------------------|------|------|--------|
| A | 08-08-2007 | RELEASED FOR COMMENTS | Y.C. | G.P. | |

| REVISIONS | | | | | |
|-----------|--|--|--|--|--|
| | | | | | |
| | | | | | |
| | | | | | |
| | | | | | |

| | | | | | |
|---|--|--------------|----------------|-------------------------|--|
| TITRE / TITLE SHAFT HEADFRAME GENERAL ARRANGEMENT PLAN, ELEVATION, SIDE AND ISO VIEWS | | | | | |
| DESSINE PAR DRAWN BY | | | | | |
| VERIFIE PAR CHECKED BY | | | | | |
| APPROUVE PAR APPROVED BY | | | | | |
| ECHELLE SCALE | | AS SPECIFIED | | DATE JULY 30th, 2007 | |
| NO. DESSIN DRAWING NO. | | | | | |
| NO. PROJET PROJECT NO. | | | | | |
| REVISION | | | FEUILLE / SHIT | | |
| A | | | 1 / 1 | | |

IMPRIME LE/PRINTED DL: 08/29/2007 4:44:28 PM - PAGE 001: MATHEU BOZGA